



# What's New In Apple Accessibility

September 2025

To request additional subject matter support, please contact James Vest, Global Accessibility Policy and Initiatives at [jvest@apple.com](mailto:jvest@apple.com)



# Vision

[iPhone](#) [iPad](#) [Mac](#) [Apple Watch](#) [Apple TV](#) [HomePod](#) [AirPods](#) [Apple Vision Pro](#) [CarPlay](#)

Vision features can help you navigate your surroundings, control your devices, or customize your display if you're blind, have low vision, or just prefer larger text.

[More about Vision](#)

## NEW Braille Access

Braille Access is an all-new experience that turns iPhone, iPad, Mac, or Apple Vision Pro into a full-featured braille note taker that's deeply integrated into the Apple ecosystem. With a built-in app launcher, you can easily open any app by typing with a connected braille device. Quickly take notes in braille format and perform calculations using Nemeth Braille or UEB Math, two braille codes often used in classrooms for math and science. And an integrated form of Live Captions lets you transcribe conversations in real time directly on braille displays.<sup>1</sup> You can also open Braille Ready Format (BRF) files directly from Braille Access, unlocking a wide range of books and other files.

## NEW Accessibility Reader

Accessibility Reader is a new systemwide reading experience designed to make text easier to read. It gives you new ways to customize long-form text and focus on content you want to read, with extensive options for font, color, and spacing, as well as support for other Read & Speak settings. Accessibility Reader can be launched from any app and is built into the Magnifier app for iOS, iPadOS, and macOS, so you can seamlessly interact with text in the real world, such as books or on dining menus.

## NEW Share Accessibility Settings

Temporarily share your accessibility settings with another iPhone or iPad. It can be helpful when borrowing a friend's device or using a public kiosk in a setting like a café. Easily share settings for features that support visual accommodations, like Increase Contrast or Reduce Motion. Or share Touch Accommodations to support your unique taps and touches on another device.

## Magnifier

Magnifier works like a digital magnifying glass. It uses the camera on your iPhone or iPad to increase the size of any physical object you point it at, like a menu or sign, so you can see all the details clearly on your screen.

**Magnifier for Mac.** The Magnifier app for Mac connects to an attached camera so you can zoom in on surroundings, such as a screen or whiteboard. Magnifier works with Continuity Camera on iPhone as well as attached USB cameras and supports reading documents using Desk View.

## Vehicle Motion Cues

When you want to use iPhone, iPad, or Mac while a passenger in a moving vehicle, Vehicle Motion Cues can help reduce motion sickness.<sup>2</sup> Using sensors built into your device, dots appear on your screen and move with the motion of the vehicle to reduce sensory conflict — a common cause of motion sickness. These dots remain on the sides of your screen to avoid interfering with content.

**Vehicle Motion Cues on Mac.** Mac supports Vehicle Motion Cues, which can help reduce motion sickness when you're riding in a moving vehicle.

**Updated customization.** There are new ways to customize the animated onscreen dots of Vehicle Motion Cues on iPhone, iPad, and Mac. You can adjust the color, size, number, and pattern.

## Zoom

Zoom is a screen magnifier that enlarges the content on your device. Choose Full Screen Zoom to magnify the entire screen, or Window Zoom to magnify only part of the screen with a resizable lens.<sup>3</sup>

**Updates for Apple Vision Pro.** Zoom can magnify everything in your view — including your surroundings — using the main camera.

## VoiceOver

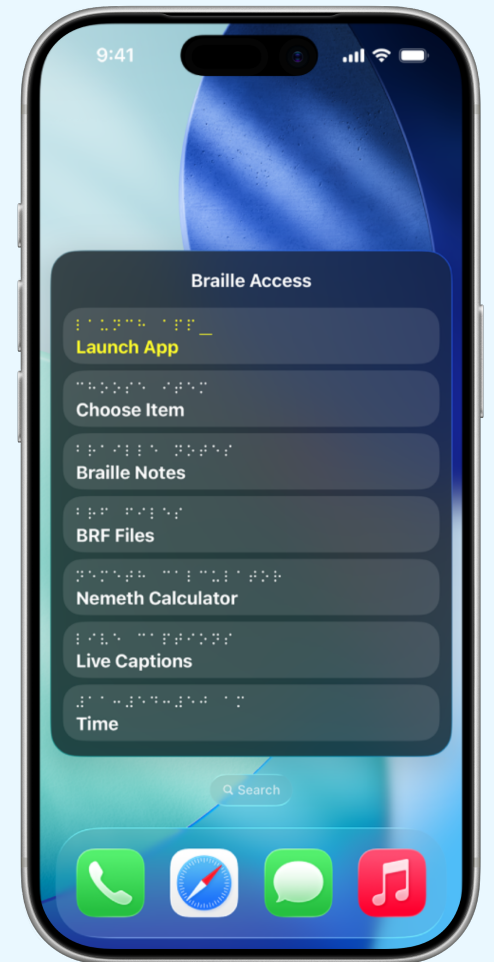
VoiceOver is an industry-leading screen reader that tells you exactly what's happening on your screen audibly, in braille, or both.<sup>4</sup> Easily control and navigate your screen through simple gestures on a touchscreen, trackpad, or Bluetooth keyboard. On Apple Vision Pro, you can control your device with a combination of gestures using one or both hands.<sup>5</sup>

**Updates to VoiceOver for Apple Vision Pro.** Live Recognition in visionOS uses the advanced camera system and on-device machine learning to describe surroundings, find objects, read documents, and more.<sup>6</sup>

## Text Size

Text Size helps make text more legible and visible with simple font adjustments. With Larger Text you can adjust the size using an accessibility slider, while Bold Text gives weight to the words on your screen.

**Adjust Text Size on CarPlay.** CarPlay now supports Larger Text in addition to Bold Text.



Braille Access is an all-new experience that turns iPhone, iPad, Mac, and Apple Vision Pro into a full-featured braille note taker that's deeply integrated into the Apple ecosystem.

# Hearing

[iPhone](#)
[iPad](#)
[Mac](#)
[Apple Watch](#)
[Apple TV](#)
[HomePod](#)
[AirPods](#)
[Apple Vision Pro](#)
[CarPlay](#)

Hearing features can help you stay connected, enhance the sounds you hear, and support your hearing health if you're Deaf, hard of hearing, or experiencing hearing loss.

[More about Hearing](#)

## Live Captions



Live Captions offer real-time, on-device-generated transcriptions of conversations so you can follow along securely on your device.<sup>7</sup> You can turn on Live Captions in your Phone calls, FaceTime calls, or any web content you're browsing. They can even caption live, in-person speech. You can customize the Live Captions window, adjusting the size, placement, fonts, and colors to suit your needs.<sup>8</sup>

### Live Listen and Live Captions on Apple Watch.

Live Listen turns iPhone into a remote microphone to stream content directly to AirPods, Made for iPhone hearing aids, or Beats headphones. When a session is active on iPhone, you can view Live Captions of the conversation on a paired Apple Watch. Live Captions can also be viewed on a nearby iPhone or iPad signed into the same Apple Account.

**New languages.** Live Captions now supports Cantonese (China mainland, Hong Kong), English (Australia, India, Singapore, UK), French (Canada, France), German (Germany), Japanese, Korean, Mandarin Chinese (China mainland), and Spanish (Mexico, Spain, U.S.). Learn more about Live Captions feature availability for [iOS](#) and [iPadOS](#) and [macOS](#).

## Live Listen



Live Listen helps you have conversations in loud places by picking up audio from people who are speaking from a distance, such as in a lecture hall or across a dining table. Just turn on the feature and place your device near the people who are speaking. Audio is picked up by the device's microphone and sent to your AirPods, Beats headphones, or Made for iPhone hearing devices, so you can hear what's being said more clearly.<sup>9</sup> When a Live Listen session is active on iPhone, you can view Live Captions of the conversation that iPhone picks up on a paired Apple Watch — or on a nearby iPhone or iPad signed into the same Apple Account — while listening along to the audio.

**Live Listen on Apple Watch.** Live Listen controls come to Apple Watch with a new set of features, including real-time Live Captions.

## Music Haptics



Music Haptics is a way for those who are Deaf or hard of hearing to experience music. It syncs the iPhone Taptic Engine — which creates your device's vibrations — with the rhythm of songs so you can enjoy music with taps, textures, and haptics.<sup>10</sup>

**Enhanced customization.** Music Haptics on iPhone becomes more customizable with the option to experience haptics for vocals and accompaniment or for vocals only, as well as the option to adjust the overall intensity of taps, textures, and vibrations.

## Sound & Name Recognition



Sound Recognition listens for certain sounds and uses on-device intelligence to notify you when they are detected. This feature recognizes 15 different sounds — or you can train your device to listen for your name, as well as electronic sounds like the beeping of appliances in your kitchen, specific types of alarms, or doorbells. On HomePod, Sound Recognition can also detect the sound of a smoke or carbon monoxide alarm.<sup>11</sup>

**Support for Name Recognition.** A new way for users who are Deaf or hard of hearing to know when their name is being called.<sup>12</sup>

**Updates to CarPlay.** Drivers or passengers can now be notified of the sound of a crying baby in addition to horns and sirens.

## Background Sounds



Background Sounds are ambient sounds that can help minimize distractions and increase your sense of focus and calm, which can help users with tinnitus. Choose from balanced, bright, and dark noise and ocean, rain, and other soundscapes to continuously play in the background and avoid interruptions from environmental noise.

**Updated customization options.** It's easier to personalize Background Sounds with new equalizer settings, playback timers, and new actions in Shortcuts.



Live Listen controls come to Apple Watch with a new set of features, including real-time Live Captions.

# Speech

📱 iPhone 📱 iPad 🖥️ Mac 🕒 Apple Watch 📺 Apple TV 🏠 HomePod 🎧 AirPods 🗣️ Apple Vision Pro 🚗 CarPlay

Speech features can help you share your voice or communicate by text if you have a speech disability such as atypical speech, are nonspeaking, or prefer to connect without speaking.

[More about Speech ↗](#)

## Personal Voice 📱📱📱

If you are at risk of voice loss or have a condition that can progressively impact your voice, Personal Voice can help. It's a simple and secure way to create a voice that sounds like you.<sup>13</sup> Read through a series of 10 randomized phrases to record audio that can be used to generate a voice that sounds similar to your own.<sup>14</sup> Using advances in on-device machine learning and artificial intelligence, Personal Voice is faster, easier, and more powerful, so you can create a smoother, more natural-sounding voice in less than a minute. If you have difficulty pronouncing or reading full sentences, you can even create your Personal Voice using short, three-word phrases. Personal Voice is created on your device to keep your information private and secure. You can also save an encrypted copy of your voice to iCloud to use on your other devices. Personal Voice seamlessly integrates with Live Speech, so you can type what you want to say and have your iPhone, iPad, Mac, Apple Watch, or Apple Vision Pro speak it aloud in the voice you created. It also works with third-party apps that you allow, such as augmentative and alternative communication (AAC) apps.<sup>15</sup>

**Updates to Personal Voice.** Using advances in on-device machine learning and artificial intelligence, Personal Voice is faster, easier, and more powerful, so you can create a smoother, more natural-sounding voice in less than a minute using only 10 recorded phrases.<sup>13</sup>

**New language available.** Personal Voice supports Spanish (Mexico). Learn more about Personal Voice feature availability for [iOS and iPadOS](#) and [macOS](#).

## Switch Control 📱📱📱🗣️🗣️

Switch Control makes it easy and efficient to control your device with a variety of adaptive switch hardware, wireless game controllers, or even simple sounds like a click, a pop, or an “ee.” Use item, point, and manual scanning to navigate sequentially through onscreen keyboards, menus, and the Dock. With Use Other Devices for Switch Control, you can use a single device to remotely control any other Apple devices you have synced with your Apple Account on the same Wi-Fi network. That way you can control your Mac or Apple TV directly from your iPhone or iPad without having to set up your switches on each new device.<sup>16</sup> With Apple Watch mirroring, you can use assistive features like Switch Control to fully control your Apple Watch from your iPhone.<sup>17</sup> And gaming is even easier with Switch Control — the same switch or sound actions you use to navigate and control your iPhone and iPad can be turned into a game controller.<sup>18</sup>

**Updates to Switch Control.** Switch Control is now easier on iPhone, iPad, and Apple Vision Pro with updates including a new keyboard dwell timer, reduced steps when typing with switches, and enabling QuickPath for iPhone and Apple Vision Pro.

**Switch Sets.** Create and switch between different user profiles or settings for time-specific needs. Change settings based on your location, time of day, energy levels, and more.



Updates to Switch Control on iPhone, iPad, and Apple Vision Pro include a new keyboard dwell timer, reduced steps when typing with switches, and enabling QuickPath for iPhone and Apple Vision Pro.

# Mobility

📱 iPhone
📱 iPad
🖥️ Mac
🕒 Apple Watch
📺 Apple TV
🏠 HomePod
🎧 AirPods
🗨️ Apple Vision Pro
🚗 CarPlay

Mobility features can help you adapt how you interact with and control your devices if you have trouble with dexterity, limb differences, or reduced mobility.

[More about Mobility ↗](#)

## NEW Head Tracking 📱📱📱

There are many ways to navigate and control your devices without using your hands or fingers. Head Tracking uses the camera on your device to follow the movement of your head to control a pointer on your screen, and it tracks your facial movements to perform actions.<sup>19</sup> Use Dwell Control to navigate through different apps and interact with controls by keeping your head fixed on them for a selected amount of time. You can also perform actions with specific facial gestures like raising your eyebrows, opening your mouth, or smiling. Pointer Control on Mac lets you use different methods, like head movements, to control your pointer and mouse or trackpad button.

## Eye Tracking 📱📱

If you have reduced mobility or need to interact with your device without using your hands, you can navigate iPhone and iPad with just your eyes. Use the front-facing camera to set up and calibrate Eye Tracking in seconds. And thanks to on-device machine learning, all data used to set up and control this feature is kept securely on your device and isn't shared with Apple.<sup>20</sup>

**Integration with Switch Control.** You now have the option to use a switch or dwell to make selections.

**Updates to keyboard typing.** Keyboard typing is easier with updates including a new keyboard dwell timer and QuickPath — a way to type by swiping — for iPhone and Apple Vision Pro.

**Show Face Guidance.** Get help adjusting your position when calibrating Eye Tracking.

## NEW Share Accessibility Settings 📱📱

Temporarily share your accessibility settings with another iPhone or iPad. It can be helpful when borrowing a friend's device or using a public kiosk in a setting like a café. Easily share settings for features that support visual accommodations, like Increase Contrast or Reduce Motion. Or share Touch Accommodations to support your unique taps and touches on another device.

## Voice Control 📱📱🗨️

Navigate your device using just your voice. Commands like click, swipe, and tap help you easily interact with your favorite apps. With Voice Control spelling mode, you can dictate names, addresses, and even custom spellings letter by letter.<sup>21</sup> It's a seamless way to make corrections, format changes, and transition between text dictation and commands.<sup>22</sup> And if you are new to Voice Control on iPhone, iPad, or Mac, the feature includes an onboarding experience with education support to help you learn the ins and outs quickly and easily.<sup>23</sup>

**Vocabulary syncing across devices.** Now the custom vocabulary you create and save for Voice Control can auto-populate across all your devices.

**New languages.** Expanded Voice Control language support includes Arabic (Saudi Arabia), Cantonese (China mainland), English (Singapore), Italian, Korean, Mandarin Chinese (Taiwan), Russian, and Turkish. Learn more about feature availability for [iOS](#) and [iPadOS](#) and [macOS](#).

**Updates for developers.** A new programming mode is available in Xcode for software developers with limited mobility.

## Switch Control 📱📱🗨️🗨️

Switch Control makes it easy to control your device with a variety of adaptive switch hardware, wireless game controllers, or even simple sounds like a click, a pop, or an "ee." Use item, point, and manual scanning to navigate sequentially onscreen. With Use Other Devices for Switch Control, you can use a single device to remotely control any other Apple devices you have synced with your Apple Account on the same Wi-Fi network.<sup>24</sup> With Apple Watch mirroring, you can use assistive features like Switch Control to fully control your Apple Watch from your iPhone.<sup>25</sup> And gaming is even easier with Switch Control — the same switch or sound actions you use to navigate and control your iPhone and iPad can be turned into a game controller.<sup>26</sup>

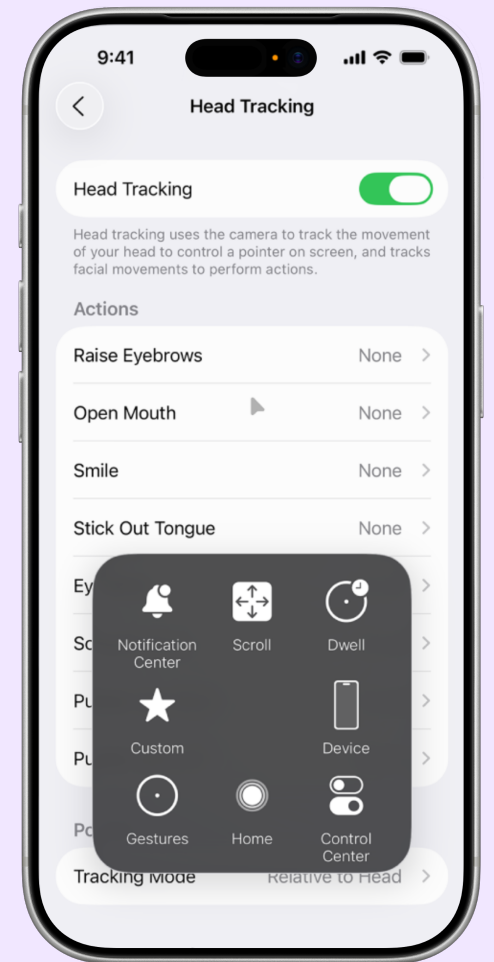
**Updates to Switch Control.** Switch Control is now easier on iPhone, iPad, and Apple Vision Pro with a new keyboard dwell timer, reduced steps when typing with switches, and enabling QuickPath for iPhone and Apple Vision Pro.

**Switch Sets.** Use different user profiles or settings for time-specific needs. Change settings based on your location, time of day, energy levels, and more.

## Quick Actions 📱








Merge subtle movement with skillful multitasking through Quick Actions for Apple Watch. You can do even more with your Apple Watch without ever touching the display. Double-tap with your hand to easily answer a phone call, snap a photo, pause your music, resume your daily workout, and much more.<sup>27</sup>

**Wrist flick.** Mute incoming calls, silence timers, dismiss notifications, and more on Apple Watch — just by rotating your wrist away from you.<sup>28</sup>



With Head Tracking, users will be able to more easily control iPhone and iPad with head movements.

# Cognitive

 iPhone  iPad  Mac  Apple Watch  Apple TV  HomePod  AirPods  Apple Vision Pro  CarPlay

Cognitive features can help you learn, focus, and stay connected if you need support with comprehension, attention, or communication.

[More about Cognitive](#) ↗

## NEW Accessibility Reader

Accessibility Reader is a new systemwide reading experience designed to make text easier to read for people with a wide range of disabilities, from dyslexia to low vision. Accessibility Reader gives you new ways to customize long-form text and focus on content you want to read, with extensive options for font, color, and spacing, as well as support for Spoken Content. Accessibility Reader can be launched from any app and is built into the Magnifier app for iOS, iPadOS, and macOS, so you can seamlessly interact with text in the real world, such as books or on dining menus.

## Apple Intelligence

There are many ways Apple Intelligence can help enhance your communication, reading comprehension, memory and recollection, and more. Visual intelligence lets you search, take action on, or ask questions about what you're looking at, whether you're out and about, or simply using your iPhone. Writing Tools help you proofread your text, rewrite different versions until it's just right, and summarize text with a tap. With notification summaries, you can quickly catch up on updates. Priority messages in Mail elevate time-sensitive messages to the top of your inbox, and you can tap to see a summary.<sup>29</sup>

**Live Translation.** Have texts automatically translated in Messages,<sup>30</sup> display live translated captions in FaceTime, and get spoken translations for calls in the Phone app.<sup>31</sup>

**Updated customization options.** Summarize text, create images, or tap directly into Apple Intelligence models to provide responses that feed into your shortcut.

## Background Sounds

Background Sounds are ambient sounds that can help minimize distractions and increase your sense of focus and calm, which can help users with tinnitus. Choose from balanced, bright, and dark noise and ocean, rain, and other soundscapes to continuously play in the background and avoid interruptions from environmental noise.

**Updated customization options.** It's easier to personalize Background Sounds with new equalizer settings, playback timers, and new actions in Shortcuts.

## Live Captions

Live Captions offer real-time, on-device-generated transcriptions of conversations so you can follow along securely on your device.<sup>32</sup> You can turn on Live Captions in your Phone calls, FaceTime calls, or any web content you're browsing. They can even caption live, in-person speech. You can customize the Live Captions window, adjusting the size, placement, fonts, and colors to suit your needs.<sup>33</sup>

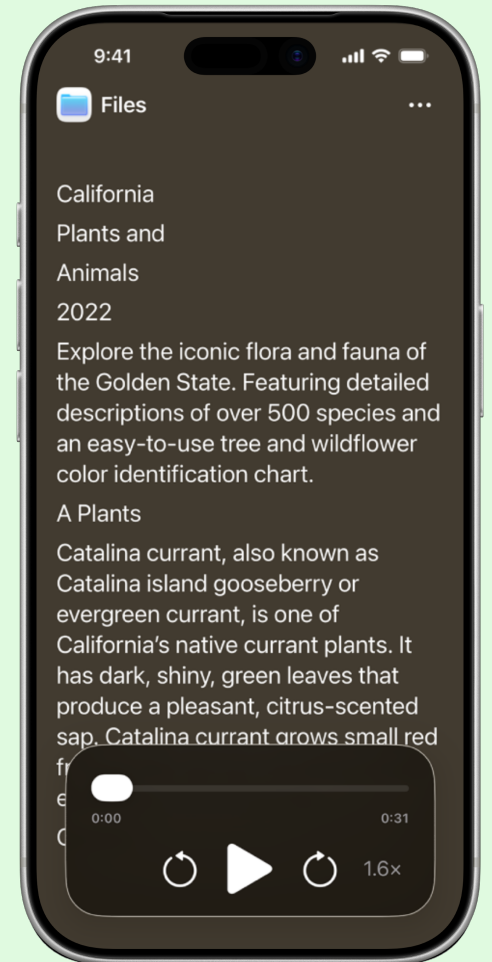
**New languages.** Now supports Cantonese (China mainland, Hong Kong), English (Australia, India, Singapore, UK), French (Canada, France), German (Germany), Japanese, Korean, Mandarin Chinese (China mainland), and Spanish (Mexico, Spain, U.S.). Learn more about Live Captions feature availability for [iOS and iPadOS](#) and [macOS](#).

## Assistive Access

Assistive Access makes it easy for people with cognitive disabilities to tailor their iPhone and iPad to lighten their cognitive load and suit their specific needs and preferences. Designed with feedback from individuals with cognitive disabilities and their trusted supporters, Assistive Access offers a distinctive interface with high-contrast buttons, large text labels, and visual alternatives to text. It also has tools to help individuals and their supporters adjust the experience in specific apps. Assistive Access includes customized experiences for Phone and FaceTime (which have been combined into a single Calls app), Messages, Camera, Photos, Music, Magnifier, and the Apple TV app for iPhone and iPad. Assistive Access also supports third-party apps, including augmentative and alternative communication (AAC) apps.

**Support for Apple TV.** Assistive Access adds a custom Apple TV app for iPhone and iPad with a simplified media player. Media downloaded to your device and selected for Assistive Access appears in one streamlined list with large touch targets and large images so you can identify your preferred content without distractions.

**Updates for developers.** Developers can use the Assistive Access API to create tailored experiences for users with intellectual and developmental disabilities.



Accessibility Reader — a new systemwide reading mode available on iPhone, iPad, Mac, and Apple Vision Pro — gives users new ways to customize text and focus on content they want to read.

# Resources

**Apple provides support options in a variety of formats including dedicated support for individuals with disabilities.**

## Accessibility Support Page

Find information about Apple's built-in accessibility tools and technologies that help people with disabilities get the most from their Apple products. Download user guides in braille, learn about our built-in features with video tutorials, download VPATs, explore contact options and more.

[Learn more about accessibility features ↗](#)

## accessibility@apple.com

For over 20 years, Apple has provided a dedicated email address for individuals with disabilities to provide feedback, ask questions, and report issues with software. Emails from around the world are reviewed by a team of experts.

[Email Accessibility Feedback Team ↗](#)

## Phone Support

Apple also has dedicated phone support for individuals with disabilities available in English at the following numbers:

**United States: 1-877-204-3930**

**United Kingdom: 0800 048 0754**

**Australia: (61) 1-300-365-083**

**China mainland: 400-619-8141 (Mandarin only)**

## SignTime

Apple provides on-demand sign language interpreting services, available to customers and team members alike, to enable immediate and effective communications in the following countries: UK, US, Canada, France, Germany, Spain, Italy, Korea, Australia, Japan.

[How to contact Apple using SignTime ↗](#)



# Endnotes

## Vision

1. Live Captions are available on iPhone 11 and later, iPad models with A12 Bionic and later, and Mac computers with Apple silicon. Live Captions are available for calls and media. Live Captions aren't available in all languages, countries, or regions. Accuracy of Live Captions may vary and should not be relied on in high-risk or emergency situations.
2. Using iPhone in some circumstances may distract you and might cause a dangerous situation (for example, avoid using headphones while riding a bicycle and avoid typing a text message while driving a car). Observe rules that prohibit or restrict the use of mobile devices or headphones.
3. Picture-in-picture view is not available on Apple Watch.
4. Supports Arabic (World), Bangla (India), Basque, Bhojpuri (India), Bulgarian, Cantonese (Hong Kong), Catalan, Croatian, Czech, Danish, Dutch (Belgium, Netherlands), English (Australia, India, Ireland, Scotland, South Africa, UK, U.S.), Farsi, Finnish, French (Belgium, Canada, France), Galician, German, Greek, Hebrew, Hindi, Hungarian, Indonesian, Italian, Japanese, Kannada, Kazakh, Korean, Lithuanian, Malay, Mandarin (China mainland, Liaoning, Shaanxi, Sichuan, Taiwan), Marathi, Norwegian, Polish, Portuguese (Brazil, Portugal), Romanian, Russian, Shanghainese (China mainland), Slovak, Slovenian, Spanish (Argentina, Chile, Colombia, Mexico, Spain), Swedish, Tamil, Telugu, Thai, Turkish, Ukrainian, Valencian, and Vietnamese.
5. Features are subject to change. Some features, applications, and services may not be available in all regions or all languages. See [iOS and iPadOS](#) or [macOS](#) for feature availability.
6. Live Recognition should not be relied on in circumstances where you could be harmed or injured, in high-risk situations, or for navigation.

## Hearing

7. Live Captions are available on iPhone 11 and later, iPad models with A12 Bionic and later, and Mac computers with Apple silicon. Live Captions are available for calls and media. Live Captions aren't available in all languages, countries, or regions. Accuracy of Live Captions may vary and should not be relied on in high-risk or emergency situations.
8. Customization options are not available for Live Captions in FaceTime.
9. Live Listen requires compatible Made for iPhone hearing devices and supports iPhone 4s and later, iPad Pro, iPad (4th generation and later), iPad Air, and iPad mini. To use Live Listen with AirPods, AirPods Pro, AirPods Max, or Powerbeats Pro, the iOS or iPadOS device requires iOS 14.3 or later or iPadOS 14.3 or later.
10. Music Haptics is available on iPhone 12 and later (excluding iPhone SE).
11. Sound Recognition should not be relied on in circumstances where you may be harmed or injured, in high-risk or emergency situations, or for navigation.
12. Name Recognition is available on iOS 26 and later. Name Recognition is only available in English. Don't rely on your iPhone to recognize your name in circumstances where you may be harmed or injured or in high-risk or emergency situations.

## Speech

13. You can use Personal Voice only to create a voice on your device that sounds like you using your own voice for your personal, noncommercial use.
14. Personal Voice is available in English (US), Mandarin Chinese (China mainland), and Spanish (Mexico). Available on iPhone 15 Pro models, and iPhone 16 models or later, iPad mini (A17 Pro), and iPad models with M1 and later, or Mac with M1 or later.
15. Features are subject to change. Some features, applications, and services may not be available in all regions or all languages. See [iOS and iPadOS](#) or [macOS](#) for feature availability.
16. Head Tracking is available on devices running iOS 26 and later or iPadOS 26 and later with a front-facing camera.
17. Apple Watch mirroring is available on Apple Watch Series 6 and later.
18. Switch Control for Gaming is available on iPhone and iPad in all iOS and iPadOS supported languages.

## Mobility

19. Head Tracking is available on devices running iOS 26 and later or iPadOS 26 and later with a front-facing camera.
20. Eye Tracking is available on iPhone 12 and later, iPhone SE (3rd generation), iPad Pro (M4), iPad Pro 12.9-inch (5th generation and later), iPad Pro 11-inch (3rd generation and later), iPad (A16), iPad (10th generation), iPad Air (M2 and M3), iPad Air (4th generation and later), iPad mini (A17 Pro), and iPad mini (6th generation).
21. Voice Control spelling mode is available when users have their system language set to English (U.S.).
22. Voice Control is available in Arabic (Saudi Arabia), Cantonese (China mainland, Hong Kong), English (Australia, Canada, India, Singapore, UK, U.S.), French (France), German (Germany), Italian, Japanese, Korean, Mandarin Chinese (China mainland, Taiwan), Russian, Spanish (Mexico, Spain, U.S.), and Turkish.
23. Features are subject to change. Some features, applications, and services may not be available in all regions or all languages. See [iOS and iPadOS](#) or [macOS](#) for feature availability.
24. Platform Switching requires all devices to be signed in to the same Apple Account and connected to the same Wi-Fi network.
25. Apple Watch mirroring is available on Apple Watch Series 6 and later.
26. Switch Control for Gaming is available on iPhone and iPad in all iOS and iPadOS supported languages.
27. Quick Actions for Apple Watch requires Apple Watch Series 4 or later.
28. The wrist flick gesture is available on Apple Watch Series 9 and later, Apple Watch Ultra 2 and later, and Apple Watch SE 3.

## Cognitive

29. Apple Intelligence is available in beta. Some features may not be available in all regions or languages. For feature and language availability and system requirements, see [support.apple.com/121115](https://support.apple.com/121115).
30. Live Translation in Messages is available in Chinese (Simplified), English (UK, U.S.), French (France), German, Italian, Japanese, Korean, Portuguese (Brazil), and Spanish (Spain) when Apple Intelligence is enabled on a compatible iPhone, iPad, or Mac, as well as on Apple Watch Series 9 and later and Apple Watch Ultra 2 and later when paired with an Apple Intelligence-enabled iPhone.
31. Live Translation in Phone and FaceTime is available for one-on-one calls in English (UK, U.S.), French (France), German, Portuguese (Brazil), and Spanish (Spain) when Apple Intelligence is enabled on a compatible iPhone, iPad, or Mac.
32. Live Captions are available on iPhone 11 and later, iPad models with A12 Bionic and later, and Mac computers with Apple silicon. Live Captions are available for calls and media. Live Captions aren't available in all languages, countries, or regions. Accuracy of Live Captions may vary and should not be relied on in high-risk or emergency situations.
33. Customization options are not available for Live Captions in FaceTime.